

College Visits 101



Jennifer Wilson-Kearse
Tracey Anne Tardiff

Map Resources

List all resources available for college visits



Historical Perspective

- The role of Admissions at Appalachian State University
- The dilemma
- Professional Teaching Standards Change
- Help!



NCACHE

North Carolina Appalachian Collaborative for Higher Education (NCACHE) is committed to building strategic partnerships to strengthen the local communities of the NC Appalachian region through college access and success

Signature Programming

AsULead
Campus Tours
Disseminate College Access Info
College Access Summit
NC College Knowledge Inventory
AHEN
FAFSA Day
Grants Management Resource
Program Implementation Resource

College Access Grants Management

Appalachian Regional Commission
Upward Bound
Upward Bound Math/Science
Gear Up

University Grant Resource and Management

Support to University Grants- STAR, Google Gravity Games, ASU Performance Funding Proposal

New Funding Sources- i3, First in the World, Burroughs Welcome...



Guided Campus Tours



Self-guided Campus Tour




Science

[Jeff Goodman - Scientist Extraordinaire](#)



True Colors



Capoeira



Scavenger Hunt in the ASU Plemmons Student Union

Everyone here at Appalachian State University is very concerned about being environmentally responsible. Name three ways the ASU Student Union is “going green”.

There is something very unique about some of the commodes in the student union – what is it?

What movie is playing Friday night at the Greenbriar Theatre?

How much does it cost to go to the movie?

What time is the movie playing?



Admissions

- Developmentally Appropriate Presentations
- App State Video



Early College Planning
Student Workbook

**IS THERE A COLLEGE
WHERE I'LL FIT IN?**



College Board video clip

[Five Ways Education Pays](#)













Where do we go from here?

- Counselors
- Ambassadors
- Evaluation
- iPad as the new standard
- Data



Survey

15. Have you ever toured a college campus before this visit?					
		Response Total	Response Percent	Points	Avg
Yes		50	66%	n/a	n/a
No		26	34%	n/a	n/a
Total Respondents			76		
(skipped this question)			3		
16. How many colleges (other than Appalachian State University) have you visited?					
		Response Total	Response Percent	Points	Avg
0		16	21%	n/a	n/a
1		43	57%	n/a	n/a
2		9	12%	n/a	n/a
3		5	7%	n/a	n/a
4		2	3%	n/a	n/a
5		0	0%	n/a	n/a
more than 5		1	1%	n/a	n/a
Total Respondents			76	100%	
(skipped this question)			3		
17. As a result of this college visit, are you more interested in applying to college?					
		Response Total	Response Percent	Points	Avg
Yes		72	95%	n/a	n/a
No		4	5%	n/a	n/a
Total Respondents			76		
(skipped this question)			3		



Student Quotes About Their Favorite Part of the Tour

“How I got the college feel and got to walk around and kinda see what it is like to be a student”

“My favorite part of the tour was just to get to walk around and look at the school but I like the library the most”

“We got to act like real college kids and eat like them and we went into a real Science Class.”

“Being able to actually be on campus and the science teacher Jeff Goodman he was awesome I went there not liking science came back loving it he will blow your mind!”



Data

Visited College thru GEAR UP Program * Enrolled in College Crosstabulation

			Enrolled in College		Total
			No	Yes, Enrolled	
Visited College thru GEAR UP Program	No	Count	47	60	107
		% within Visited College thru GEAR UP Program	43.9%	56.1%	100.0%
	Yes, Visited a college	Count	62	322	384
		% within Visited College thru GEAR UP Program	16.1%	83.9%	100.0%
Total	Count		109	382	491
	% within Visited College thru GEAR UP Program		22.2%	77.8%	100.0%

Chi-Square Tests

	Value	df	Asymp. Sig. (2-sided)	Exact Sig. (2-sided)	Exact Sig. (1-sided)
Pearson Chi-Square	37.390 ^a	1	.000		
Continuity Correction ^b	35.799	1	.000		
Likelihood Ratio	33.625	1	.000		
Fisher's Exact Test				.000	.000
Linear-by-Linear Association	37.314	1	.000		
N of Valid Cases	491				

a. 0 cells (.0%) have expected count less than 5. The minimum expected count is 23.75.
 b. Computed only for a 2x2 table



Map Resources

List all resources available for college visits





Thank You

Mountaineers